





Bee Happy

INSTRUCTIONS:

1. Cut out squares 1-4.
2. Tape 4 squares together to complete the 12"x12" pattern sheet.



1

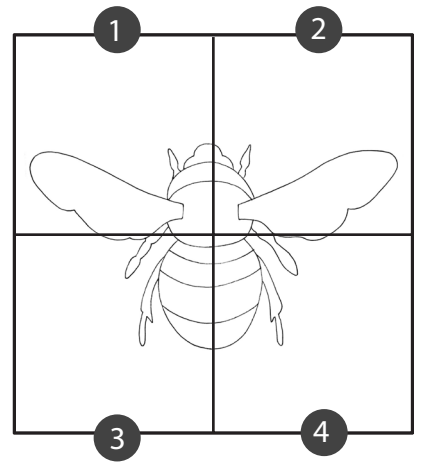





Bee Happy

INSTRUCTIONS:

1. Cut out squares 1-4.
2. Tape 4 squares together to complete the 12"x12" pattern sheet.



2







Bee Happy

INSTRUCTIONS:

1. Cut out squares 1-4.
2. Tape 4 squares together to complete the 12"x12" pattern sheet.



3

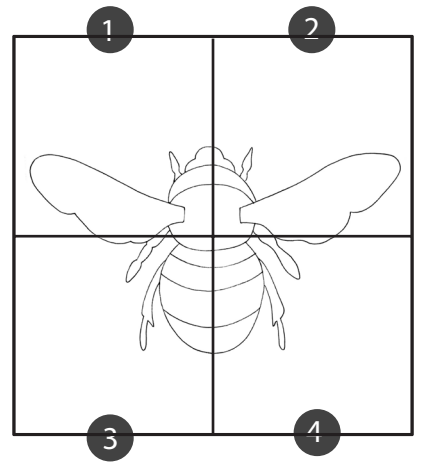




Bee Happy

INSTRUCTIONS:

1. Cut out squares 1-4.
2. Tape 4 squares together to complete the 12"x12" pattern sheet.



4

