

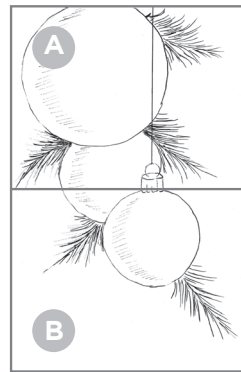


## Ornaments (page 1/2)

Your pattern will need to be pieced together before transferring. Piece the pattern together by cutting along the dotted lines on pages 1 and 2. Tape the two pieces together to complete the pattern.

Transfer the design very lightly with artist transfer paper.

(See full design & placement to the right.)



### Palette:

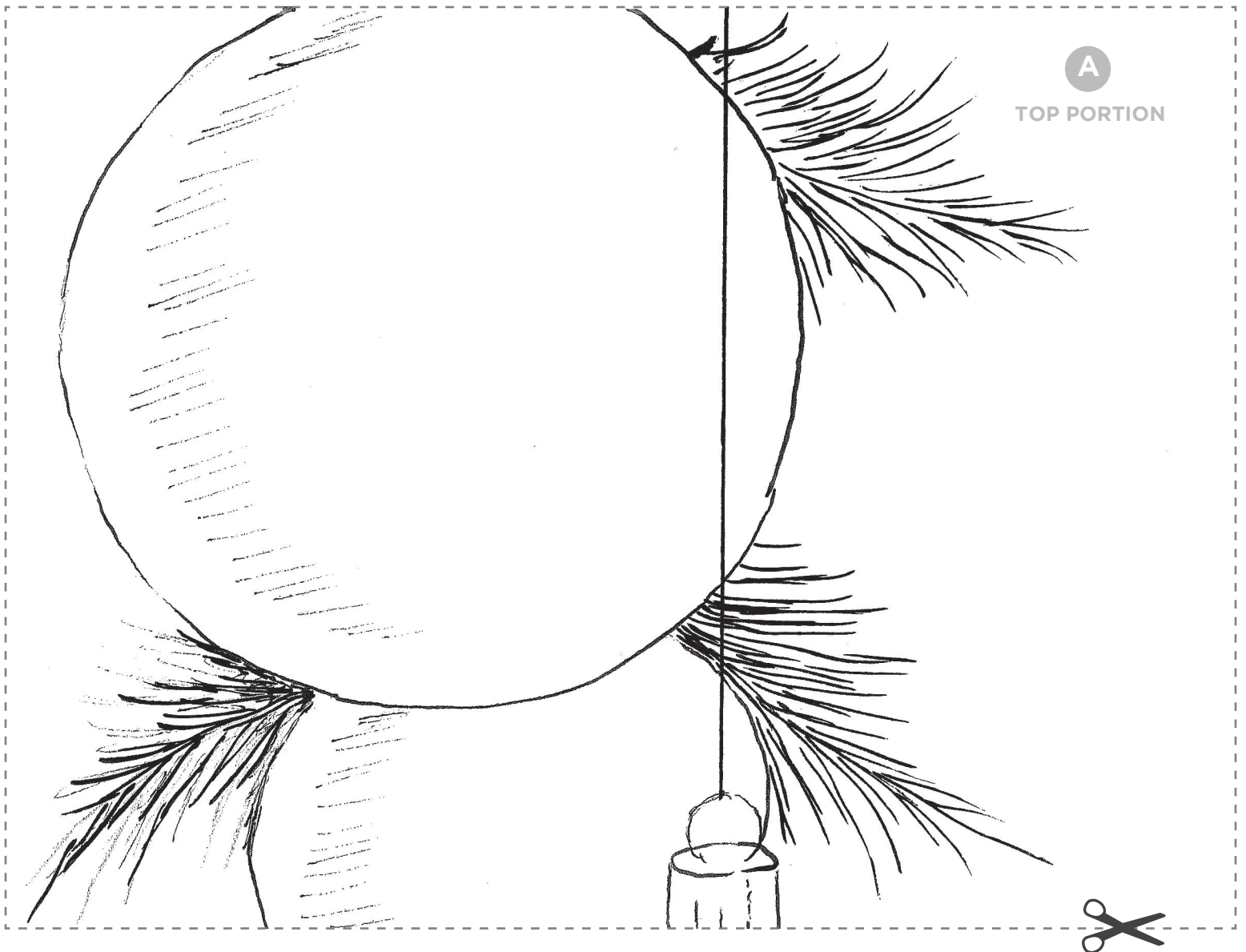
The Art Talk with Andy FolkArt Acrylic Paint Kit features 17 of our resident artist Andy Jones' favorite colors.

Item #90286

### Brushes:

FolkArt Select Firm Bristle Brush Set (7PC)

Item #99446



To purchase go to:

<https://plaidonline.com/shop-products/folkart-art-talk-with-andy-jones-studio-paint-kit-90286>

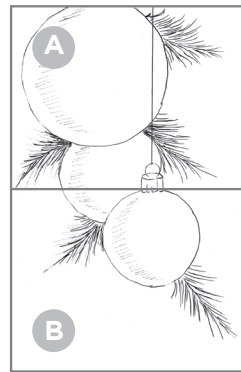


## Ornaments (page 1/2)

Your pattern will need to be pieced together before transferring. Piece the pattern together by cutting along the dotted lines on pages 1 and 2. Tape the two pieces together to complete the pattern.

Transfer the design very lightly with artist transfer paper.

(See full design & placement to the right.)



### Palette:

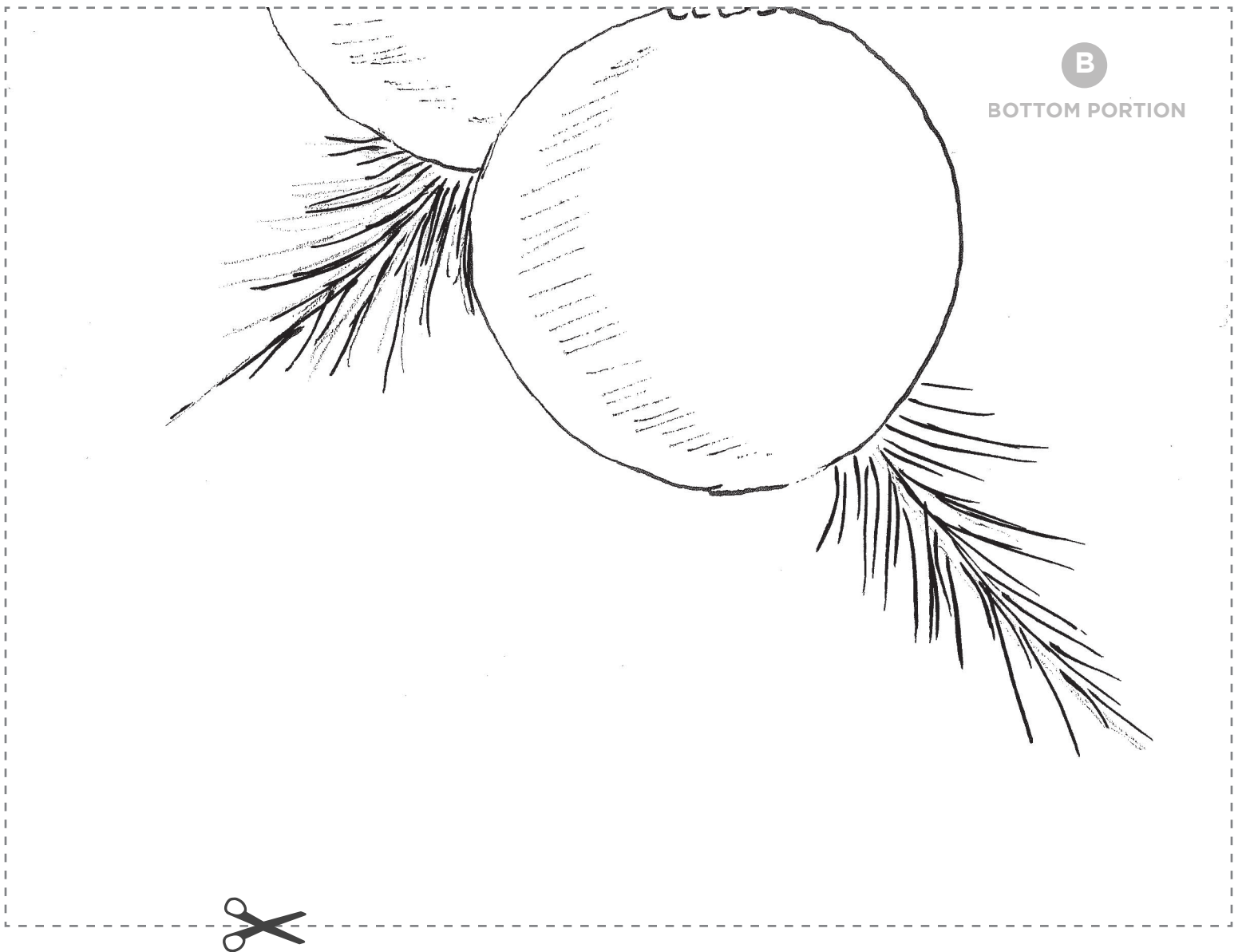
The Art Talk with Andy FolkArt Acrylic Paint Kit features 17 of our resident artist Andy Jones' favorite colors.

Item #90286

### Brushes:

FolkArt Select Firm Bristle Brush Set (7PC)

Item #99446



**To purchase go to:**  
<https://plaidonline.com/shop-products/folkart-art-talk-with-andy-jones-studio-paint-kit-90286>