

LET'S PAINT - ART LESSONS: TEXTURE

GETTING STARTED AND OVERVIEW - WREATH



ART INSPIRED
FEATURED ARTIST:



VINCENT VAN GOGH

Vincent Van Gogh's style of art was characterized by vibrant contrasts of complementary colors and expressive brushwork.

Van Gogh used both implied texture and physical texture in his body of work. He famously used a style of painting called impasto painting to create a bold textured appearance. He's also a master of implied texture—manipulating form, line, shape, and color to bring to life the subjects in his paintings.

LESSON: TEXTURE PAINTING

- Experimenting with various tools to create textures:

SUPPLY LIST

Apple Barrel Acrylic Paint Colors:

- Tropical Orange
- Pink Parfait
- Diva Pink
- New Shamrock
- Spring Green
- Yellow Flame
- Black
- White

Additional Supplies:

- 12" x 12" stretched canvas
- Bubble wrap, plastic cup, cling wrap
- Corrugated cardboard
- Pencil
- Scissors
- Plastic fork
- Round pencil eraser

Brushes:

- Artist Variety Brush Set

For Art Lessons, check out this kit with all the Apple Barrel acrylic paints, brushes and Mod Podge you'll need!



For more inspiration and education please visit plaidonline.com/letspaint



COLOR WHEEL

A circle with different colored sections used to show the relationship between colors. A color wheel is made up of primary colors, secondary colors and intermediate/tertiary colors.

WREATH PAINT PALETTE



LET'S PAINT - ART LESSONS: TEXTURE



TEXTURED PAINTING

There are two basic types of texture in art:

Actual - A physical or surface texture. A surface created through endless tactile possibilities including layering of materials, layering, cutting, tearing, etc.

Implied - A visual or optical texture. A surface that is visually simulated using other elements of art including form, line, shape and color.



Actual Texture



Implied Texture

LET'S PAINT - ART LESSONS: TEXTURE TYPES



ADDITIONAL RESOURCES AND PRACTICE SHEETS

Use these pages as a way to help you practice painting fundamentals while having fun creating art.

For more inspiration and education please visit plaidonline.com/lets_paint




Texture is associated with how something looks or feels. It is the surface quality of an object. For example texture can be rough, smooth, fuzzy, sandy, etc.

There are many ways to create actual textures. Common, everyday items found around your home can be used. See examples of texture below.



PLASTIC CUPS



BUBBLE WRAP



CRUMPLED PAPER

LET'S PAINT - ART LESSONS: TEXTURE TYPES

EXERCISE - CREATE YOUR OWN TEXTURES

Use this page to create **actual** surface textures with paint and a tool of your choice. The result should leave a touchable, textured surface.



	1	2	
	3	4	


LET'S PAINT - ART LESSONS: TEXTURE TYPES

EXERCISE - CREATE YOUR OWN TEXTURES

With a pencil, try to duplicate the **implied** textures.




WOOD GRAIN




SKETCH HERE

STONE




SKETCH HERE

FUR



SKETCH HERE

WOVEN SWEATER



SKETCH HERE