



Poultry In Motion by Andy Jones (page 1/4)

This design is painted on a 12" x 16" Gallery Wrap Canvas.

The pattern for this design will need to be pieced together before transferring to the canvas. Piece the pattern together by cutting along the dotted lines on pages 1, 2, 3, and 4. Tape the pieces together to complete the pattern. The completed design is found on pages 2, 3, and 4. Transfer this design using artist transfer paper.

Palette:

The Art Talk with Andy FolkArt Acrylic Paint Kit features 17 of our resident artist Andy Jones' favorite colors.

Item #90286


Brushes:

FolkArt Select Firm Bristle Brush Set (7PC)

Item #99446

Surface:

12" x 16" Gallery Wrap Canvas



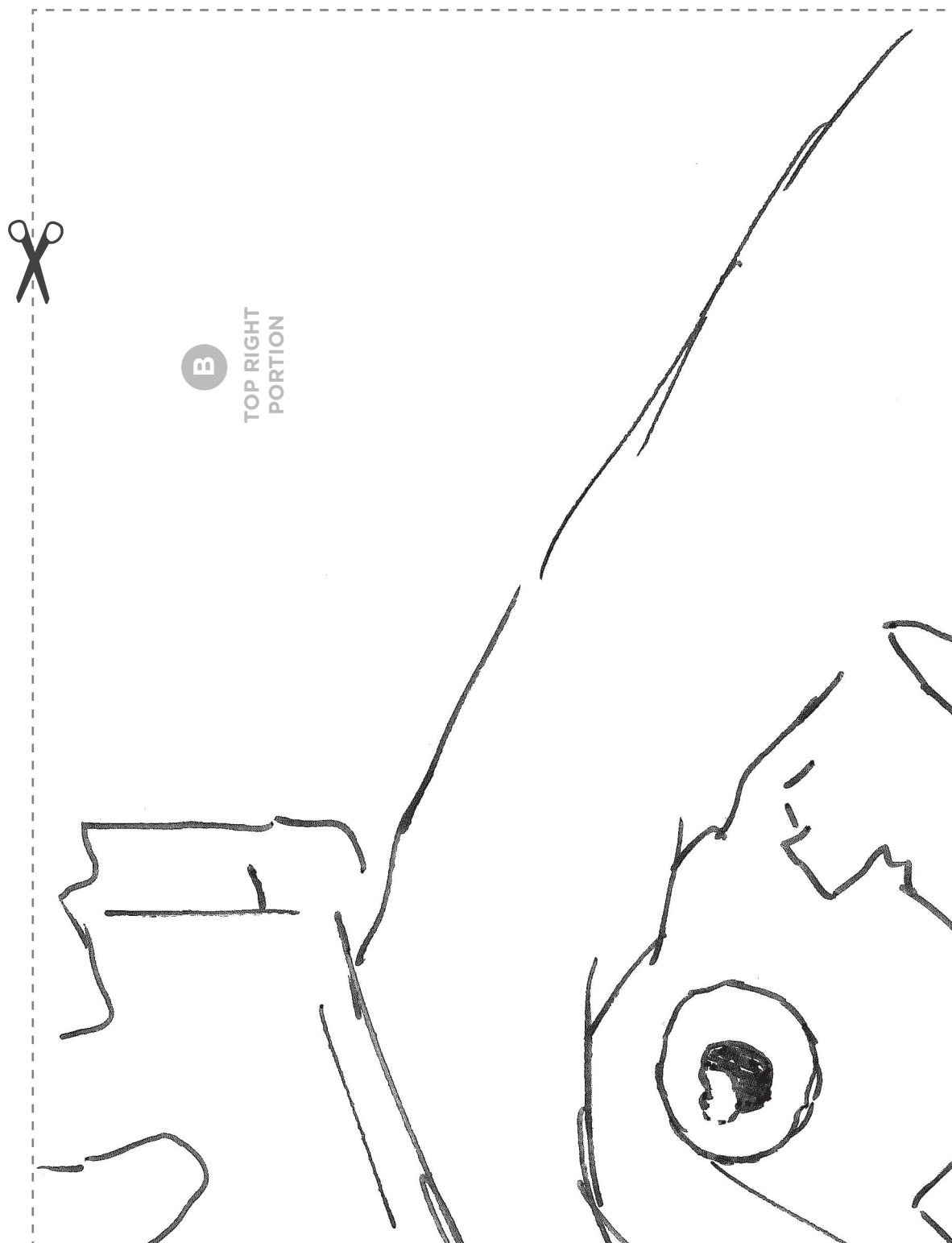
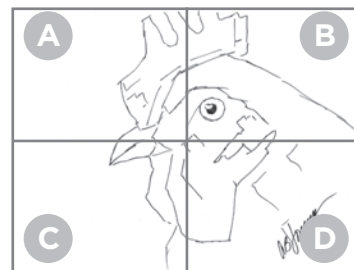
To purchase go to:

<https://plaidonline.com/shop-products/folkart-art-talk-with-andy-jones-studio-paint-kit-90286>



Poultry In Motion by Andy Jones (page 2/4)

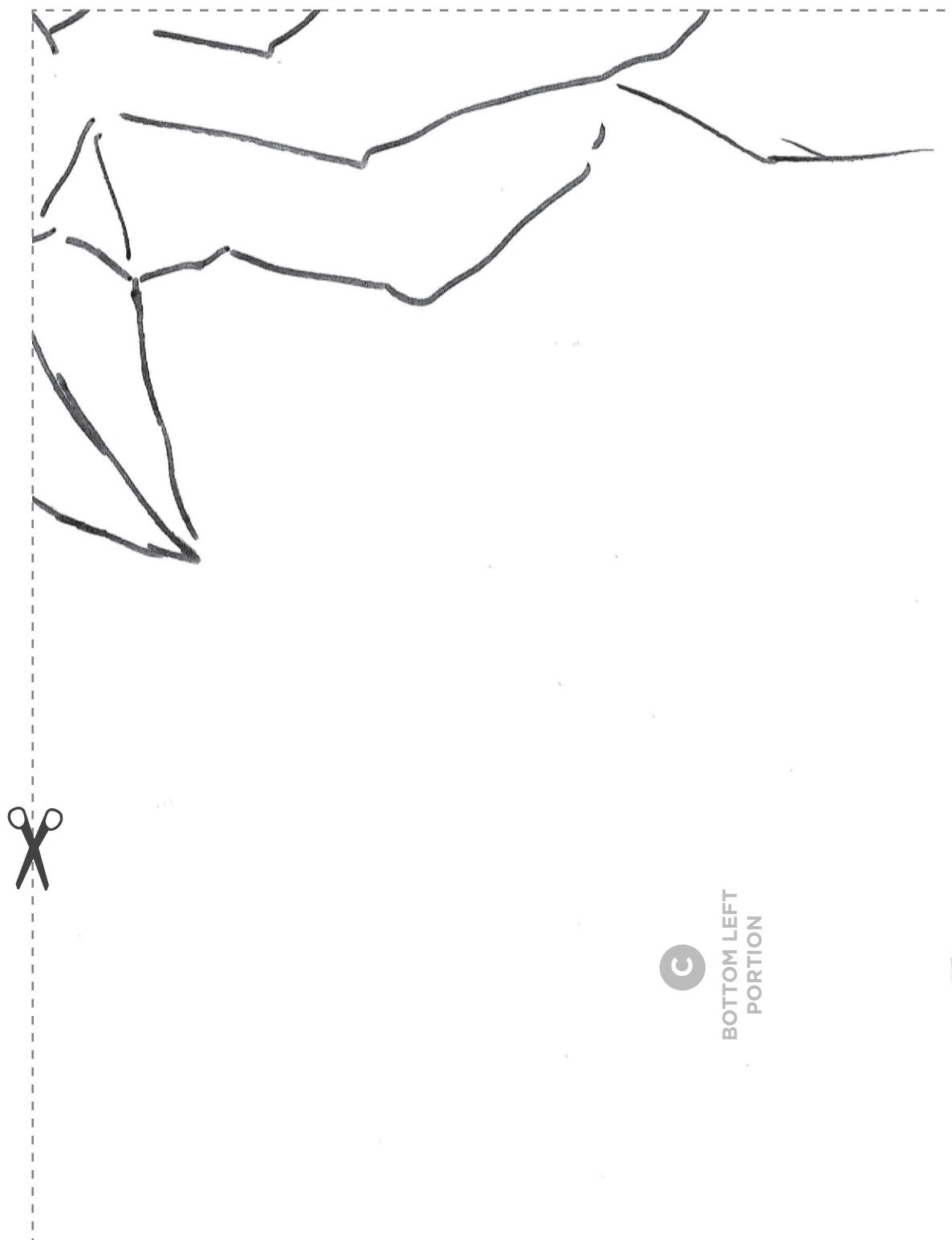
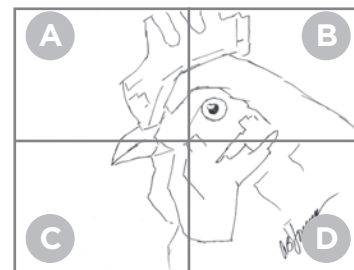
Piece the pattern together by cutting along the dotted lines on pages 1, 2, 3, & 4. Tape the four pieces together to complete the pattern.
(See full design & placement to the right.)





Poultry In Motion by Andy Jones (page 3/4)

Piece the pattern together by cutting along the dotted lines on pages 1, 2, 3, & 4. Tape the four pieces together to complete the pattern.
(See full design & placement to the right.)





Poultry In Motion by Andy Jones (page 4/4)

Piece the pattern together by cutting along the dotted lines on pages 1, 2, 3, & 4. Tape the four pieces together to complete the pattern.
(See full design & placement to the right.)

